

Group Homes Process for Applying at BCH

1. Go to BC Housing (BCH) website and check that you are eligible for subsidized housing by reviewing the “Am I eligible?” section at <https://www.bchousing.org/housing-assistance/rental-housing/subsidized-housing>
2. If you are eligible, sign up for Subsidized Housing. Our address is 7415 Sussex Ave, Burnaby, BC V5J 3V6 and building reference code with BC Housing is DTM.
 - Online application <https://housingapplication.bchousing.org/olf/faces/welcome>
 - Paper application <https://www.bchousing.org/housing-assistance/rental-housing/subsidized-housing#paper-application>
3. Follow these instructions to complete your BCH Application:
 - Check that you have the necessary supporting documents
 - Identification and proof of status in Canada for all household members
 - Proof of current address and rent
 - Proof of income and assets
 - Proof of full-time student status for dependent children aged 19-24
 - Copy of repayment agreement (if money is owed to previous subsidized housing)
 - Copy of Notice to End Tenancy
 - Optional: Supplemental Application Form (if you wish to receive extra consideration for homelessness, a serious health condition affected by current housing, or fleeing domestic violence/abuse)
 - Fill in your housing application (allow up to 60 minutes). Refer to additional instructions below.
 - Online
 - Submit the housing application online. Instructions are provided below.
 - Print the Declaration, sign and mail the Declaration and copies of supporting documents to The Housing Registry
 - Paper
 - Mail or fax or drop off your completed Application form, signed Declaration and copies of supporting documents to The Housing Registry

For information or assistance regarding the Housing Registry system and this application, contact the Housing Registry Inquiry Line at 604-433-2218 or 1-800-257-7756.

Complete as requested (The screenshots are EXAMPLES. Do not copy the answers in the screenshots.)

The screenshot shows a web browser window with the URL <https://housingapplication.bchousing.org/olf/faces/applicationEntry-flow-definition/fillInMyApplication>. The page header includes the Housing Registry logo and a progress bar with six steps: 1. Introduction, 2. Documents, 3. Application, 4. Submit, 5. Declaration & Checklist, and 6. Survey. The current step is 'Application'. On the left, a 'Your Progress' sidebar shows a list of sections: Applicant Information (selected), Household Information, Residency History, Income and Asset Information, Health and Mobility, and Housing Choices. The main content area is titled 'Applicant Information - Basic Information (must be at least 16 year old)'. It contains the following fields: Last Name (text input), First Name (text input), Salutation (dropdown menu with 'Ms.' selected), Sex (dropdown menu with 'Female' selected), Birth Date (calendar icon, value: 30/04/1980), and Born in Canada? (radio buttons for Yes and No).

Complete as requested

The screenshot shows the same web browser window as above, but the progress bar is now on step 4, 'Submit'. The sidebar shows 'Basic Information' selected under 'Applicant Information'. The main content area is titled 'For household member not born in Canada, additional information is required.' and contains the following fields: Name (text input, value: e, l), Date Moved To Canada (calendar icon, value: 02/05/2017), Current Status In Canada (dropdown menu with 'Work Visa' selected), Name Of Sponsor (text input), Sponsorship Agreement Start Date (calendar icon), and Sponsorship Agreement End Date (calendar icon). A red warning message states: 'Please note that if you are in Canada under a Student, Tourist, or Work Visa, you are not eligible to apply for housing through The Housing Registry.' At the bottom, there are 'Exit', 'Back', and 'Next' buttons. A footer bar contains contact information: 'For help with the online application, please contact The Housing Registry at 604 433-2218 or 1-800 257-7756' and links for 'Privacy Policy' and 'Disclaimer'.

Complete as requested

The screenshot shows a web browser window with the URL <https://housingapplication.bchousing.org/olf/faces/applicationEntry-flow-definition/fillInMyApplication>. The page features a progress bar at the top with six steps: 1. Introduction, 2. Documents, 3. Application (current), 4. Submit, 5. Declaration & Checklist, and 6. Survey. On the left, a 'Your Progress' sidebar shows a tree view with 'Current Home Address' selected under 'Applicant Information'. The main content area is titled 'Applicant Information - Current Home Address' and contains several checkboxes and form fields:

- Check this box if you do not have a current residential address
- Check this box if you have a different mailing address
- Address Preamble (Optional):
- Suite #:
- * Street Number: 453
- * Street Name: 24th street
- Street Type: ST
- Street Direction: W
- * City: Vancouver
- Province: British Columbia
- * Postal Code: K7V 2N7 (Lookup Postal Code)
- Country: Canada

At the bottom, a note states: 'Please note that, if you currently reside outside of the province of British Columbia, you are not eligible to apply to The Housing Registry.'

Click Next

The screenshot shows the same web browser window, now at the 'Household Information - Household Members' step. The progress bar and sidebar are updated accordingly. The main content area is titled 'Household Information - Household Members' and includes instructions: 'Please enter information about all other household members. To add a person to your application, click [Add]. Enter the person's information and then click [Done]. Once you have added all of your household members, or if you live alone, click [Next].'

Last Name	First Name	Relationship	Birth Date	Born in Canada?
e			30/04/1980	Yes

Below the table are 'Add', 'Edit', and 'Delete' buttons. At the bottom right, there are 'Exit', 'Back', and 'Next' buttons.

At the bottom of the page, a yellow banner contains the text: 'For help with the online application, please contact The Housing Registry at 604 433-2218 or 1-800 257-7756' and links for 'Privacy Policy' and 'Disclaimer'.

Ignore, as you are the only applicant or are completing the form on behalf of a Core Member

The screenshot shows a web browser window with the URL <https://housingapplication.bchousing.org/olif/faces/applicationEntry-flow-definition/fillInMyApp>. The page features a navigation bar with six steps: 1 Introduction, 2 Documents, 3 Application, 4 Submit, 5 Declaration & Checklist, and 6 Survey. A progress indicator shows that step 3 is the current step. On the left, a 'Your Progress' sidebar lists various sections, with 'Household Members' under 'Household Information' highlighted. The main content area is titled 'Household Information - Household Members' and includes the instruction 'Enter the person's information and then click [Done]'. The form fields include: Last Name, First Name, Relationship to you (dropdown), Salutation (dropdown), Sex (dropdown), Birth Date, Born in Canada (radio buttons for Yes/No), and Live with you full-time? (radio buttons for Yes/No, with 'Yes' selected). There is also a dropdown for 'Average number of days per week in household' and another for 'Reason for not living with you full time'. At the bottom of the form are 'Done' and 'Cancel' buttons. A footer bar contains contact information for The Housing Registry and links to Privacy Policy and Disclaimer.

Ignore, as you are the only applicant or are completing the form on behalf of a Core Member

This screenshot shows the same web browser window as the previous one, but at a later stage in the application process. The progress indicator now shows step 3 as completed and step 4 as the current step. The 'Your Progress' sidebar remains the same. The main content area is still titled 'Household Information - Household Members', but the instruction has changed to 'For household members not born in Canada, additional information is required to determine eligibility.' The form fields now include: Name f, g, Date Moved To Canada (20/10/2021), Current Status In Canada (Work Visa), Name Of Sponsor, Sponsorship Agreement Start Date, and Sponsorship Agreement End Date. 'Done' and 'Cancel' buttons are still present at the bottom. The footer bar is identical to the previous screenshot.

Complete as requested

The Housing Registry
Providing Homes. Growing Lives.

Tracking ID: Save Preview Print Help

1 Introduction 2 Documents 3 Application 4 Submit 5 Declaration & Checklist 6 Survey

Your Progress

- Applicant Information
- Household Information
 - Household Members
 - Contact Information
 - Message/Authorized Contact
- Residency History
- Income and Asset Information
- Health and Mobility
- Housing Choices

Household Information - Household Members (Aboriginal Identity)
The information collected on this page is collected for planning and reporting purposes. Some housing providers may have Aboriginal-focused housing.

Do you or does anyone in your household identify as being an Aboriginal person of Canada?

Yes
 No
 I prefer not to say

Please select the option(s) that best describes your Aboriginal identity.

First Nations
 Métis
 Inuit
 Other

Exit Back Next

For help with the online application, please contact The Housing Registry at 604 433-2218 or 1-800 257-7756 Privacy Policy | Disclaimer

Complete as requested

The Housing Registry
Providing Homes. Growing Lives.

Tracking ID: Save Preview Print Help

1 Introduction 2 Documents 3 Application 4 Submit 5 Declaration & Checklist 6 Survey

Your Progress

- Applicant Information
- Household Information
 - Household Members
 - Contact Information
 - Message/Authorized Contact
- Residency History
- Income and Asset Information
- Health and Mobility
- Housing Choices

Household Information - Household Members
Household changes expected: To keep your application up to date, it is important to contact The Housing Registry when there are any household changes.

Do you expect the number of people living with you to change in the next 12 months?

Yes
 No

Please select the applicable changes in your household and provide the expected date of household change:

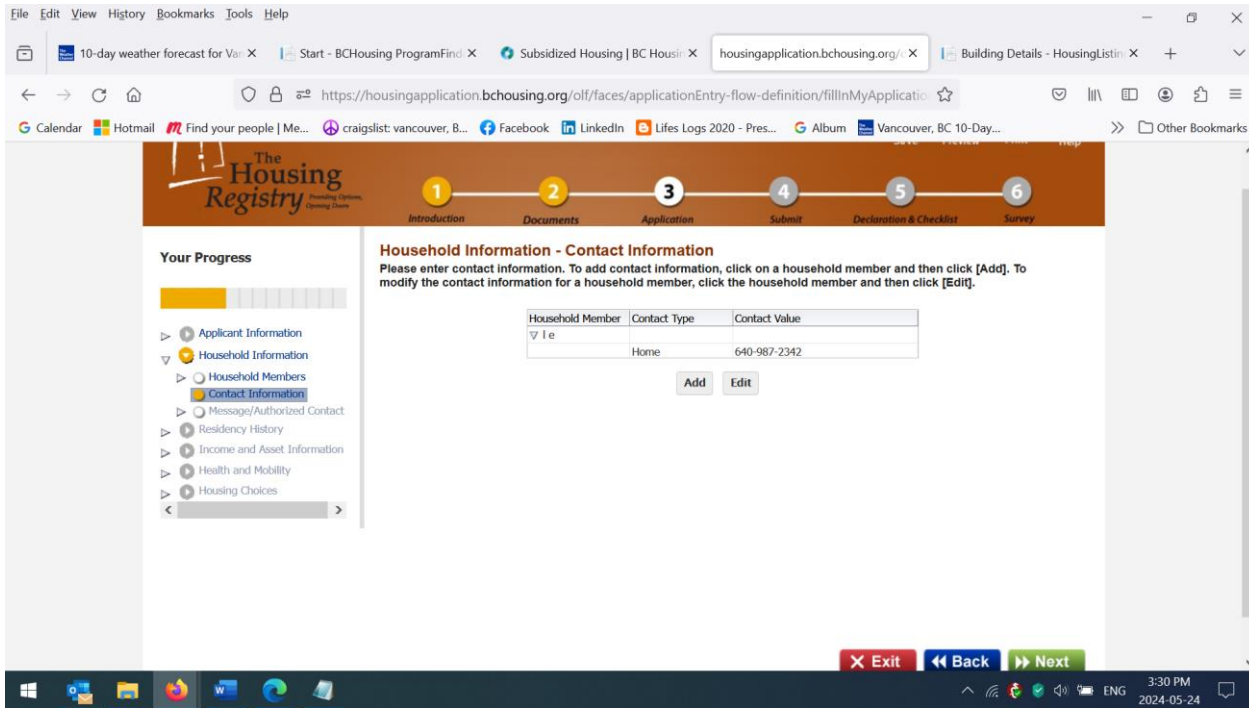
Expecting / Pregnant
 Family Joining
 Family Leaving
 Marriage
 Other

Once you have submitted your signed declaration and supporting documents, please call the Housing Registry at the phone number below to discuss your anticipated change.

Exit Back Next

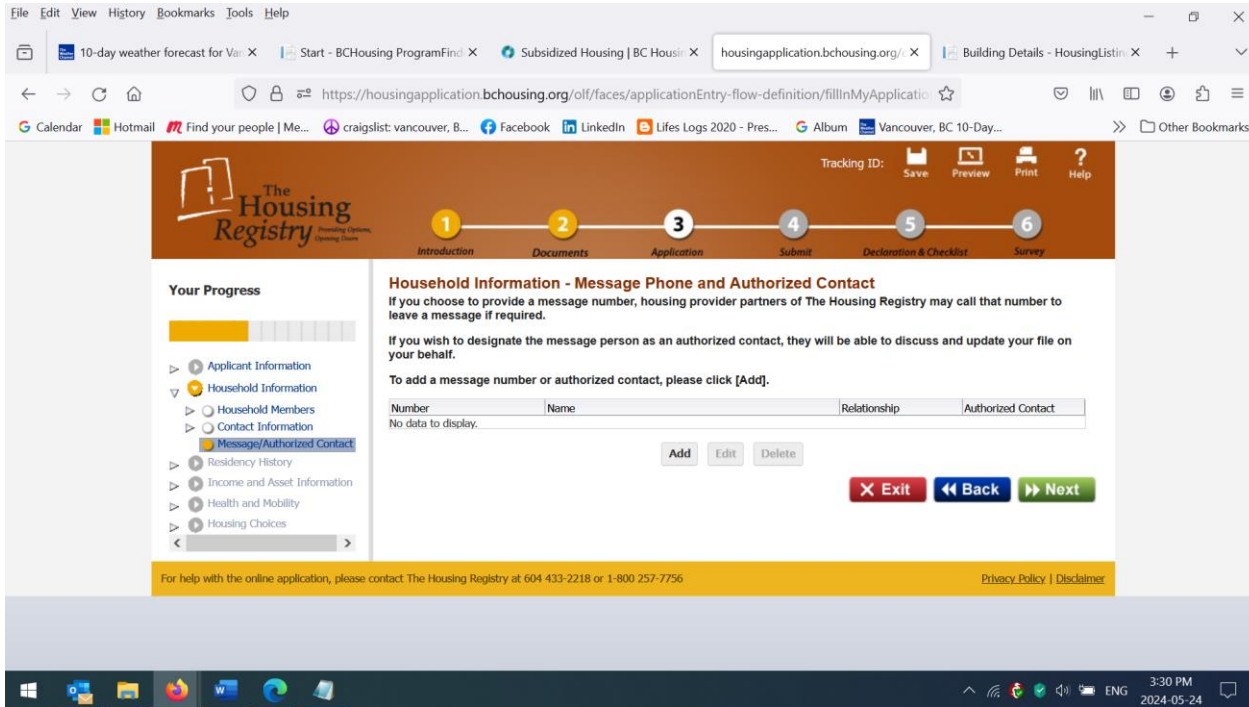
Complete as requested

- Provide the House Leader contact number



Complete as requested

- Add the House Leader as the message number



Complete as requested

File Edit View History Bookmarks Tools Help

10-day weather forecast for Va... Start - BCHousing ProgramFind... Subsidized Housing | BC Housin... housingapplication.bchousing.org/... Find a Postal Code | Canada Po... +

Calendar Hotmail Find your people | Me... craigslist: vancouver, B... Facebook LinkedIn Lifes Logs 2020 - Pres... Album Vancouver, BC 10-Day... Other Bookmarks

The Housing Registry

Tracking ID: Save Preview Print Help

1 Introduction 2 Documents 3 Application 4 Submit 5 Declaration & Checklist 6 Survey

Your Progress

- Applicant Information
- Household Information
- Household Members
- Contact Information
- Message/Authorized Contact**
- Residency History
- Income and Asset Information
- Health and Mobility
- Housing Choices

Household Information - Message Phone and Authorized Contact
A message phone is someone who can receive messages on your behalf if we are unable to reach you at the other numbers provided.

* Name: [input field]

Relationship to you: [input field: house lead]

* Phone Number: [input field: 604472356]

Making this person an authorized contact gives permission to The Housing Registry to exchange information with the person listed above in order to maintain and update your file.

Is Authorized Contact?

Done Cancel

For help with the online application, please contact The Housing Registry at 604 433-2218 or 1-800 257-7756 [Privacy Policy](#) | [Disclaimer](#)

5:10 PM 2024-05-24

Complete as requested

File Edit View History Bookmarks Tools Help

10-day weather forecast for Va... Start - BCHousing ProgramFind... Subsidized Housing | BC Housin... housingapplication.bchousing.org/... Building Details - HousingListin... +

Calendar Hotmail Find your people | Me... craigslist: vancouver, B... Facebook LinkedIn Lifes Logs 2020 - Pres... Album Vancouver, BC 10-Day... Other Bookmarks

The Housing Registry

Tracking ID: Save Preview Print Help

1 Introduction 2 Documents 3 Application 4 Submit 5 Declaration & Checklist 6 Survey

Your Progress

- Applicant Information
- Household Information
- Residency History
- Current Accommodations**
- Previous Addresses
- Subsidized Housing
- Income and Asset Information
- Health and Mobility
- Housing Choices

Residency History - Current Accommodations
Answers to these questions will help The Housing Registry to assess your current housing need.
Please enter the following information about your current living situation at the address shown below:

453 W 24th streetST, Vancouver BC, K7V 2N7

* Living Arrangements: [input field: House/Townhouse]

* Status: [input field: Rent]

* Start Date: [input field: 01/08/2014]

Exit Back Next

For help with the online application, please contact The Housing Registry at 604 433-2218 or 1-800 257-7756 [Privacy Policy](#) | [Disclaimer](#)

3:32 PM 2024-05-24

Complete as requested

The Housing Registry
Providing Options, Opening Doors

Tracking ID: Save Preview Print Help

1 Introduction 2 Documents 3 Application 4 Submit 5 Declaration & Checklist 6 Survey

Your Progress

- Applicant Information
- Household Information
- Residency History
 - Current Accommodations
 - Previous Addresses
 - Subsidized Housing
- Income and Asset Information
- Health and Mobility
- Housing Choices

Residency History - Current Accommodations
Do you receive assistance to help with your monthly rent payment from the SAFER (Shelter Aid for Elderly Renters) Program?

* Are you currently on our SAFER program? Yes No

Monthly Amount: \$

File Number:

For help with the online application, please contact The Housing Registry at 604-433-2218 or 1-800-257-7756 [Privacy Policy](#) | [Disclaimer](#)

Complete as requested

The Housing Registry
Providing Options, Opening Doors

Tracking ID: Save Preview Print Help

1 Introduction 2 Documents 3 Application 4 Submit 5 Declaration & Checklist 6 Survey

Your Progress

- Applicant Information
- Household Information
- Residency History
 - Current Accommodations
 - Previous Addresses
 - Subsidized Housing
- Income and Asset Information
- Health and Mobility
- Housing Choices

Residency History - Current Accommodations
Please enter the following information about your current living situation.

* How many bedrooms does your household occupy?

* Do you have a bathroom? Private Shared None

* Do you have a kitchen? Private Shared None

For help with the online application, please contact The Housing Registry at 604-433-2218 or 1-800-257-7756 [Privacy Policy](#) | [Disclaimer](#)

Complete as requested

- How much is your rent payment? = \$\$\$/mo
- Landlord Name = Executive Director e.g. FeiFei Peng
- Landlord Phone = 236-455-0898

The screenshot shows a web browser window with the URL <https://housingapplication.bchousing.org/olt/faces/applicationEntry-flow-definition/fillInMyApplication>. The page features a navigation bar with a progress indicator showing six steps: 1. Introduction, 2. Documents, 3. Application (current step), 4. Submit, 5. Declaration & Checklist, and 6. Survey. The main content area is titled "Residency History - Current Accommodations - Current Rent" and asks the user to "Please enter the following information about your current living situation." The form includes the following fields:

- * How much is your rent payment? (Input: 100.00)
- * Rent payment frequency (Radio buttons: Daily [checked], Weekly, Monthly)
- * Is heat included in the rent? (Radio buttons: Yes [checked], No)
- * Landlord Name (Input: a)
- * Landlord Phone (Input: 604-987-2342)

Buttons for "Exit", "Back", and "Next" are visible at the bottom right. A footer bar contains contact information for The Housing Registry and links to "Privacy Policy" and "Disclaimer". The system tray at the bottom right shows the time as 3:33 PM on 2024-05-24.

Complete as requested

The screenshot shows the same web browser window as above, but the form has advanced to the "Reason for Leaving" section. The title is "Residency History - Current Accommodations - Reason for Leaving". The instructions state: "Answers to these questions will help The Housing Registry to assess your current housing need. Please enter the following information about your current living situation: Why do you need to move?" There are three radio button options:

- I have received a legal Notice to End Tenancy.
Please send a copy of all pages of your Notice to End Tenancy with your signed declaration.
* What is your move-out date? (Input: 22/07/2024)
- I have given notice to move.
What is your move-out date? (Input field)
- I have not received a notice to move.
Reason for wanting to leave: (Text area)

Buttons for "Exit", "Back", and "Next" are visible at the bottom right. The system tray at the bottom right shows the time as 10:25 AM on 2024-05-25.

Complete as requested

File Edit View History Bookmarks Tools Help

10-day weather forecast | Start - BCHousing Program | Subsidized Housing | BC | housingapplication.bchousing.org | Find a Postal Code | Canada | Building Details - Housing | +

https://housingapplication.bchousing.org/olf/faces/applicationEntry-flow-definition/fillInMyApplicatio

Calendar Hotmail Find your people | Me... craigslist: vancouver, B... Facebook LinkedIn Lives Logs 2020 - Pres... Album Vancouver, BC 10-Day... Other Bookmarks

The Housing Registry

Tracking ID: Save Preview Print Help

1 Introduction 2 Documents 3 Application 4 Submit 5 Declaration & Checklist 6 Survey

Your Progress

- Applicant Information
- Household Information
- Residency History
 - Current Accommodations
 - Previous Addresses**
 - Subsidized Housing
- Income and Asset Information
- Health and Mobility
- Housing Choices

Residency History - Previous Addresses

The next few pages ask about previous addresses for you and all adult members of your household. Please provide character references for all adults who have never rented. Your application requires at least one landlord or character reference.

A character reference must know you well and be able to attest to your character and ability to be a good tenant. Examples of people who could provide a character reference include: your employer, doctor, dentist, accountant, neighbour, business partner, or teacher.

Do you have a previous rental address? Yes No

Exit Back Next

For help with the online application, please contact The Housing Registry at 604 433-2218 or 1-800 257-7756

Privacy Policy | Disclaimer

3:42 PM 2024-05-24

Complete as requested

File Edit View History Bookmarks Tools Help

10-day weather forecast | Start - BCHousing Program | Subsidized Housing | BC | housingapplication.bchousing.org | Find a Postal Code | Canada | Building Details - Housing | +

https://housingapplication.bchousing.org/olf/faces/applicationEntry-flow-definition/fillInMyApplicatio

Calendar Hotmail Find your people | Me... craigslist: vancouver, B... Facebook LinkedIn Lives Logs 2020 - Pres... Album Vancouver, BC 10-Day... Other Bookmarks

The Housing Registry

Tracking ID: Save Preview Print Help

1 Introduction 2 Documents 3 Application 4 Submit 5 Declaration & Checklist 6 Survey

Your Progress

- Applicant Information
- Household Information
- Residency History
 - Current Accommodations
 - Previous Addresses**
 - Subsidized Housing
- Income and Asset Information
- Health and Mobility
- Housing Choices

Residency History - Previous Addresses

Please enter information about all addresses in the past five (5) years for all adults listed in this application. To add an address, click [Add]. Once you have added the addresses, click [Next].

Address	From - To
2051 edmonds RD Vancouver, BC V3N 4T9	02/05/2022 31/05/2022

Add Edit Delete

Exit Back Next

For help with the online application, please contact The Housing Registry at 604 433-2218 or 1-800 257-7756

Privacy Policy | Disclaimer

3:41 PM 2024-05-24

Complete as requested

The screenshot shows a web browser window with the URL <https://housingapplication.bchousing.org/olf/faces/applicationEntry-flow-definition/fillInMyApp>. The page features a progress bar at the top with six steps: 1. Introduction, 2. Documents, 3. Application, 4. Submit, 5. Declaration & Checklist, and 6. Survey. The 'Application' step is currently active. On the left, a 'Your Progress' sidebar lists various sections, with 'Residency History' expanded to show 'Previous Addresses' as the current sub-section. The main content area is titled 'Residency History - Previous Addresses' and includes the instruction: 'If your previous address was outside of BC, please select the country/province/state first.' Below this, there is a form with the following fields: 'Address Preamble' (text input), 'Suite #' (text input), '* Street Number' (text input), '* Street Name' (text input), 'Street Type' (dropdown), 'Street Direction' (dropdown), '* City' (text input), '* Province/State' (dropdown menu showing 'British Columbia'), '* Postal Code/Zip' (text input), '* Country' (dropdown menu showing 'Canada'), '* Move-In Date' (calendar icon), '(Use approximate date if actual date is unknown)', '* Move-Out Date' (calendar icon), '(Use approximate date if actual date is unknown)', '* Landlord Name' (text input), 'Landlord Phone' (text input), and 'Reason for leaving' (dropdown). At the bottom of the form are 'Done' and 'Cancel' buttons. A footer bar contains contact information for The Housing Registry and links to 'Privacy Policy' and 'Disclaimer'.

Complete as requested

The screenshot shows the same web browser window as above, but the progress bar now indicates that the 'Application' step is complete, and the 'Declaration & Checklist' step is active. The 'Your Progress' sidebar has updated to show 'Subsidized Housing' as the current sub-section. The main content area is titled 'Residency History - Subsidized Housing' and contains the question: '* Have you or any members of your household ever lived in subsidized housing?' with radio buttons for 'Yes' and 'No'. Below the question are three buttons: 'Exit' (red), 'Back' (blue), and 'Next' (green). The footer bar remains the same as in the previous screenshot.

Complete as requested

The Housing Registry
Residency History - Subsidized Housing

1 Introduction 2 Documents 3 Application 4 Submit 5 Declaration & Checklist 6 Survey

Your Progress

- Applicant Information
- Household Information
- Residency History
 - Current Accommodations
 - Previous Addresses
 - Subsidized Housing**
- Income and Asset Information
- Health and Mobility
- Housing Choices

Residency History - Subsidized Housing
Please enter all previous subsidized addresses for your household members. To add an address, click [Add]. Once you have added all of the addresses, click [Next].

Click [Add] to add an address

Add Edit Delete

Failure to declare past subsidized housing or money owing to subsidized housing providers may result in cancellation of your application. If you owe money to a previous subsidized housing provider, please contact them to make repayment arrangements. You will need to submit written proof of your repayment arrangement.

Exit Back Next

For help with the online application, please contact The Housing Registry at 604 433-2218 or 1-800 257-7756

Complete as requested

The Housing Registry
Residency History - Subsidized Housing

1 Introduction 2 Documents 3 Application 4 Submit 5 Declaration & Checklist 6 Survey

Your Progress

- Applicant Information
- Household Information
- Residency History
 - Current Accommodations
 - Previous Addresses
 - Subsidized Housing**
- Income and Asset Information
- Health and Mobility
- Housing Choices

Residency History - Subsidized Housing
Provide the following information for your previous subsidized rental address. If your previous address was outside of BC, please select the country/province/state first.

* Name on Tenancy [c]

Name of subsidized housing development

Select a Rental Address 100 edmonds RD

Enter new Address

* Reason for leaving Notice to End Tenancy

* Do you owe money to this subsidized housing development? Yes No

How much is owing? []

Is there a written repayment schedule in place? Yes No

What is the reason for the money owing? []

Failure to declare past subsidized housing or money owing to subsidized housing providers may result in cancellation of your application. If you owe money to a previous subsidized housing provider, please contact them to make repayment arrangements. You will need to submit written proof of your repayment arrangement.

Done Cancel

For help with the online application, please contact The Housing Registry at 604 433-2218 or 1-800 257-7756

Complete as requested

The Housing Registry
Providing Options, Opening Doors

Tracking ID: Save Preview Print Help

1 Introduction 2 Documents 3 Application 4 Submit 5 Declaration & Checklist 6 Survey

Your Progress

- Applicant Information
- Household Information
- Residency History
- Income and Asset Information**
 - Income**
 - Assets
- Health and Mobility
- Housing Choices

Income and Asset Information - Income
Please enter the income from all sources for all adult household members.
Households must have an income source that demonstrates the ability to pay rent. If your household does not have any income, please call The Housing Registry to discuss your situation before applying.
To add Income Information, click [Add] and then select a household member. Do not select any household members who have no income. After you select the income source and enter the income amount, click [Done].
Once you have added all income information for all adult household members, click [Next].
Please submit copies of documents that show all sources of income for your household.

Name	Income Source	Amount
le	Employment	500.00

Total Gross Monthly Income for Household \$500.00

Add Edit Delete

Exit Back Next

For help with the online application, please contact The Housing Registry at 604 433-2218 or 1-800 257-7756 Privacy Policy | Disclaimer

Complete as requested

The Housing Registry
Providing Options, Opening Doors

Tracking ID: Save Preview Print Help

1 Introduction 2 Documents 3 Application 4 Submit 5 Declaration & Checklist 6 Survey

Your Progress

- Applicant Information
- Household Information
- Residency History
- Income and Asset Information**
 - Income**
 - Assets
- Health and Mobility
- Housing Choices

Income and Asset Information - Income
For each adult household member (age 19+), please enter income details one source at a time.

* Name

* Income Source

* Gross Monthly Amount (before deductions)

Done Cancel

For help with the online application, please contact The Housing Registry at 604 433-2218 or 1-800 257-7756 Privacy Policy | Disclaimer

Complete as requested

The screenshot shows a web browser window displaying the Housing Registry application. The browser's address bar shows the URL: <https://housingapplication.bchousing.org/olf/faces/applicationEntry-flow-definition/fillInMyApplication>. The page features a progress bar at the top with six steps: 1. Introduction, 2. Documents, 3. Application (current step), 4. Submit, 5. Declaration & Checklist, and 6. Survey. The main content area is titled "Income and Asset Information - Assets" and includes the instruction: "Please provide the current value of all assets held by you and all members of your household." Below this, there is a table with columns for asset type, value, and a checkbox to indicate if the user does not have this asset. The table contains the following entries:

Asset Type	Value	Check this box if you do not have this asset
Annuities		<input checked="" type="checkbox"/>
Cash/Bank Balance	\$5,000.00	<input type="checkbox"/>
Other Assets		<input checked="" type="checkbox"/>
Other Real Estate Holdings		<input checked="" type="checkbox"/>
Residential Real Estate		<input checked="" type="checkbox"/>
Stocks/Bonds/Term Deposits/Mutual funds		<input checked="" type="checkbox"/>

At the bottom of the form, there are three buttons: "Exit", "Back", and "Next". A footer at the bottom of the page provides contact information for The Housing Registry: 604 433-2218 or 1-800 257-7756, along with links for "Privacy Policy" and "Disclaimer".

Complete as requested

The screenshot shows the same Housing Registry application, but now on the "Health and Mobility" step. The progress bar at the top indicates that step 3, "Application", is the current step. The main content area is titled "Health and Mobility" and includes the instruction: "Please provide information about your health and mobility. This will assist with matching you to housing that best suits your needs." Below this, there is a question: "* Do you, or any members of your household, have a health condition or disability?" with radio button options for "Yes" (selected) and "No". At the bottom of the form, there are three buttons: "Exit", "Back", and "Next". A footer at the bottom of the page provides contact information for The Housing Registry: 604 433-2218 or 1-800 257-7756, along with links for "Privacy Policy" and "Disclaimer".

Complete as requested

The Housing Registry
Providing Options, Opening Doors

Tracking ID: Save Preview Print Help

1 Introduction 2 Documents 3 Application 4 Submit 5 Declaration & Checklist 6 Survey

Your Progress

- ▶ Applicant Information
- ▶ Household Information
- ▶ Residency History
- ▶ Income and Asset Information
- ▶ **Health and Mobility**
- ▶ Housing Choices

Health and Mobility
Please provide information about your health and mobility. This will assist with matching you to housing that best suits your needs.

Do you, or any members of your household, have restrictions with stairs?

- No restrictions
- Limited number of stairs. How many?
- Cannot manage stairs

Exit Back Next

For help with the online application, please contact The Housing Registry at 604 433-2218 or 1-800 257-7756 [Privacy Policy](#) | [Disclaimer](#)

Complete as requested

The Housing Registry
Providing Options, Opening Doors

Tracking ID: Save Preview Print Help

1 Introduction 2 Documents 3 Application 4 Submit 5 Declaration & Checklist 6 Survey

Your Progress

- ▶ Applicant Information
- ▶ Household Information
- ▶ Residency History
- ▶ Income and Asset Information
- ▶ **Health and Mobility**
- ▶ Housing Choices

Health and Mobility - Mobility Equipment
Please enter information about mobility equipment for each household member. To add information about mobility equipment, click [Add]. Once you have added all mobility equipment, click [Next].

Name	Equipment	Used In
No data to display.		

Add Edit Delete

Exit Back Next

For help with the online application, please contact The Housing Registry at 604 433-2218 or 1-800 257-7756 [Privacy Policy](#) | [Disclaimer](#)

https://housingapplication.bchousing.org/olf/faces/applicationEntry-flow-definition/fillInMyApplication#

Complete as requested

- Can you and your household members access and function in all rooms in your current housing? = Yes

The screenshot shows a web browser window displaying the 'The Housing Registry' application. The page title is 'Health and Mobility - Access and Function'. A progress bar at the top indicates the current step is 'Application' (step 3). The main content area contains a question: '* Can you and your household members access and function in all rooms in your current housing?'. The 'Yes' radio button is selected. Below the question is a text input field for explanation. Navigation buttons 'Exit', 'Back', and 'Next' are visible. The footer includes contact information for The Housing Registry and links to 'Privacy Policy' and 'Disclaimer'.

Complete as requested

The screenshot shows the 'The Housing Registry' application at the 'Health and Mobility - Health Condition and/or Disability' step. The progress bar shows 'Application' (step 3) is active. The main content area asks the user to 'Please enter information about health condition or disability for each household member. To add health or disability information, click [Add]. Once you have added all health and disability information, click [Next].'. Below this is a table with columns for 'Individual', 'Disability', and 'Consequences'. There are 'Add', 'Edit', and 'Delete' buttons. Navigation buttons 'Exit', 'Back', and 'Next' are present. The footer contains contact information and links to 'Privacy Policy' and 'Disclaimer'.

Complete as requested

The Housing Registry
Providing Options, Creating Change

Tracking ID: Save Preview Print Help

1 Introduction 2 Documents 3 Application 4 Submit 5 Declaration & Checklist 6 Survey

Your Progress

- Applicant Information
- Household Information
- Residency History
- Income and Asset Information
- Health and Mobility**
- Housing Choices

Health and Mobility - Health Condition and/or Disability
To add health or disability information, select a household member name, then describe how the health condition or disability affects the ability to function in current housing. Once you are finished, click [Done].

* Name [v]
* Health condition or disability [v]

* Select all applicable effects of the health condition or disability

- Cannot do stairs
- Mobility issues
- Too small - (claustrophobic)
- Other

Done Cancel

For help with the online application, please contact The Housing Registry at 604 433-2218 or 1-800 257-7756 Privacy Policy | Disclaimer

6:52 PM
2024-05-24

Complete as requested

The Housing Registry
Providing Options, Creating Change

Tracking ID: Save Preview Print Help

1 Introduction 2 Documents 3 Application 4 Submit 5 Declaration & Checklist 6 Survey

Your Progress

- Applicant Information
- Household Information
- Residency History
- Income and Asset Information
- Health and Mobility**
- Housing Choices

Health and Mobility - special requirements
Please select all special requirements that your household may need related to mobility or health condition(s). Selecting any of these options may limit your eligibility for housing in units that do not have those features.

Check this box if you and your household members do not have any special requirements.

- Grab Bars
- Housekeeping Offered
- Play Area
- Scooter Storage
- Wheel In Shower
- Wheelchair Accessible
- Non-Smoking Building
- Modified For Blind
- Modified For Deaf
- Near Shopping
- Near Transit
- No Carpet
- No Forced Air Heat
- Other

Done Cancel

3:47 PM
2024-05-24

Click Next

The screenshot shows a web browser window with the URL <https://housingapplication.bchousing.org/olf/faces/applicationEntry-flow-definition/fillInMyApplication>. The page features a progress bar at the top with six steps: 1. Introduction, 2. Documents, 3. Application, 4. Submit, 5. Declaration & Checklist, and 6. Survey. The current step is 'Application'. On the left, a 'Your Progress' sidebar lists sections: Applicant Information, Household Information, Residency History, Income and Asset Information, Health and Mobility (selected), and Housing Choices. The main content area is titled 'Health and Mobility - Home Support' and contains a form for adding home support information. The form includes a table with columns for 'Name of Agency', 'Name of Worker', 'Support Type', and 'Number of hours per week'. Below the table are 'Add', 'Edit', and 'Delete' buttons. A paragraph of text explains that some housing providers offer additional support for applicants with health conditions. At the bottom, there are 'Exit', 'Back', and 'Next' buttons, along with contact information for The Housing Registry.

Complete as requested

- Would you be interested in a unit that includes support services for an additional cost? = No
- Would you live in a ground floor unit? = Yes
- Would you live on any floor in a high rise apartment? = Yes
- Would you live in a co-op? = No
- Does anyone in your household smoke in your home? = No
- If No, are you willing to sign a non-smoking agreement? = Yes
- Would you consider housing without parking? = No
- Do you have any pets or a seeing-eye dog? = No

The screenshot shows the same web browser window, now on the 'Housing Choices - Housing Options' step of the application process. The progress bar at the top shows step 3 'Application' as the current step. The sidebar on the left highlights 'Housing Choices'. The main content area is titled 'Housing Choices - Housing Options' and contains a series of questions with radio button options. The questions are: 'Would you be interested in a unit that includes support services for an additional cost?' (No selected), 'Would you live in a ground floor unit?' (Yes selected), 'Would you live on any floor in a high rise apartment?' (Yes selected), 'Would you live in a co-op?' (No selected), 'Does anyone in your household smoke in your home?' (No selected), 'If No, are you willing to sign a non-smoking agreement?' (Yes selected), 'Would you consider housing without parking?' (No selected), and 'Do you have any pets or a seeing-eye dog?' (No selected). At the bottom, there are 'Exit', 'Back', and 'Next' buttons, along with contact information for The Housing Registry.

Click Next

The screenshot shows a web browser window displaying the Housing Registry application interface. The browser's address bar shows the URL: <https://housingapplication.bchousing.org/olf/faces/applicationEntry-flow-definition/fillInMyApplication>. The page features a navigation bar with six steps: 1. Introduction, 2. Documents, 3. Application (highlighted), 4. Submit, 5. Declaration & Checklist, and 6. Survey. A 'Your Progress' sidebar on the left lists sections: Applicant Information, Household Information, Residency History, Income and Asset Information, Health and Mobility, and Housing Choices (highlighted). The main content area is titled 'Housing Choices - Housing Selections' and contains the following text: 'In the following panels, you will be asked to provide information on where you would like to live. You have two options for selecting housing. We will notify you if you do not meet the eligibility requirements for any of your choices.' It lists two options: 'Option #1: Select Buildings' and 'Option #2: Select Neighbourhoods'. A red-bordered box contains a note: 'Please note: if you are selected for a vacancy, the housing provider will contact you directly.' Below this, it states: 'If you refuse two offers of housing, your application will be cancelled. For that reason, you must be sure that you are prepared to live in any of the buildings or areas that you select.' At the bottom of the main content area are buttons for 'Exit', 'Back', and 'Next'. The footer includes contact information for The Housing Registry and links for 'Privacy Policy' and 'Disclaimer'.

Click Next

The screenshot shows the same Housing Registry application interface as above, but with the 'Housing Choices - Housing Selections' section expanded. The text in this section reads: 'In the following panels, you will be selecting the places where you would like to live. First, you will select the bedroom sizes that you qualify for, and then you will select the specific buildings or neighbourhoods that you are interested in.' It continues: 'Depending on the people in your household, you may qualify for more than one bedroom size. Use the National Occupancy Standards (NOS) to determine the number of bedrooms your household qualifies for. Bedroom selections that do not comply with the National Occupancy Standards will be removed from your application.' Below this, it lists 'Here are some examples:' followed by four household types: 'Household A' (Single-parent main applicant, Two dependants - aged 10 (female), 12 (female), Eligible to apply for 2-bedroom and 3-bedroom unit. Click for details.), 'Household B' (Main Applicant and spouse, One grandparent, Three dependants - aged 2 (female), 3 (male), and 10 (male), Eligible to apply for 4-bedroom and 5-bedroom unit. Click for details.), 'Household C' (Single applicant (senior or individual with disabilities), Eligible to apply for bachelor and one-bedroom unit.), and 'Household D' (A couple (married or common-law), Eligible to apply for one-bedroom unit.).

Complete as requested – Option #1

The screenshot shows the Housing Registry application interface. At the top, there is a navigation bar with the logo and a progress indicator with six steps: 1. Introduction, 2. Documents, 3. Application, 4. Submit, 5. Declaration & Checklist, and 6. Survey. The current step is 'Application'. Below the progress bar, there is a 'Your Progress' sidebar with a list of sections: Applicant Information, Household Information, Residency History, Income and Asset Information, Health and Mobility, and Housing Choices. The main content area is titled 'Housing Choices - Housing Selections'. It contains two options: 'Option #1: Selected Buildings' and 'Option #2: My Selected Neighbourhoods'. Both options have input fields for 'Neighbourhood', 'Development Name', and 'Address', and buttons for 'Add' and 'Delete'. At the bottom right, there are buttons for 'Exit', 'Back', and 'Next'. A footer bar contains contact information and links for 'Privacy Policy' and 'Disclaimer'.

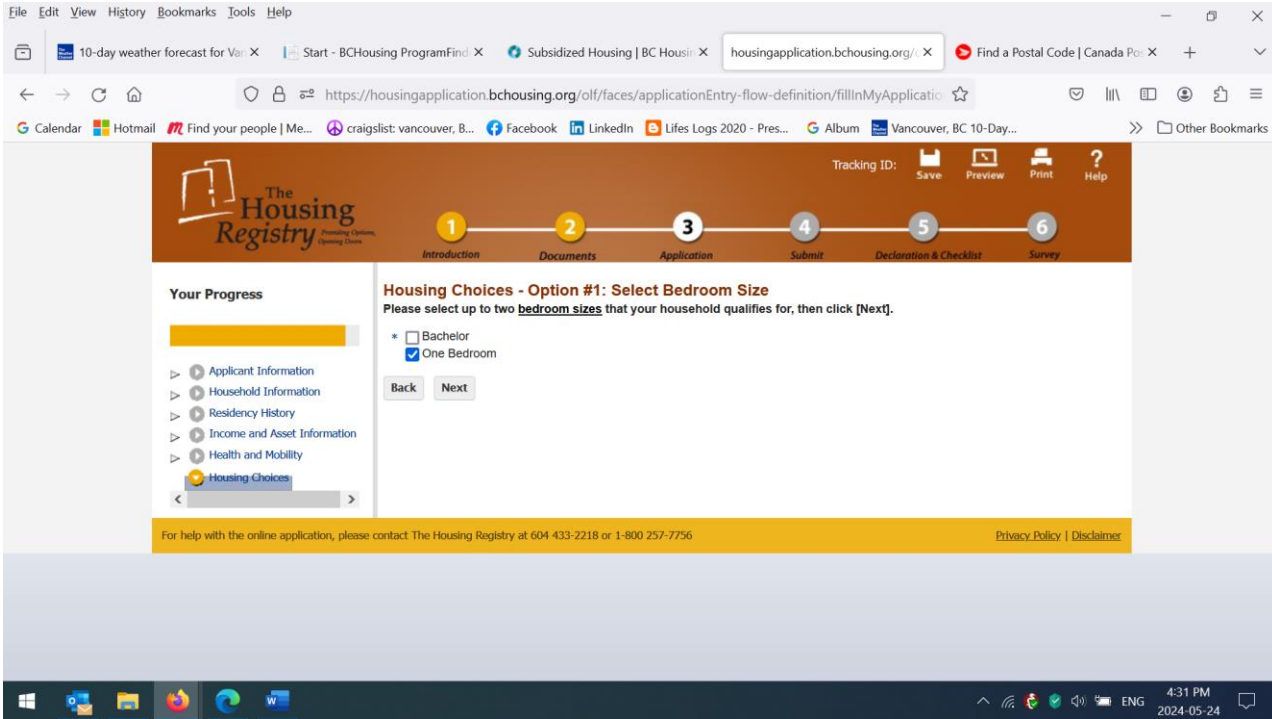
Complete as requested

- Burnaby and New Westminster = Select

The screenshot shows the Housing Registry application interface at the 'Housing Choices - Option #1: Select Buildings' step. The progress bar at the top indicates the current step is 'Application'. The 'Your Progress' sidebar is visible on the left. The main content area is titled 'Housing Choices - Option #1: Select Buildings' and includes the instruction: 'To choose specific buildings, please select one or more regions or zones where you would like to live and then click [Next].'. Below this, there is a section titled '* Select one or more Zones in which you would like to find housing'. This section contains a table with two columns: 'Region' and 'Zone'. The 'All Lower Mainland' region is expanded, and the 'Burnaby and New Westminster' zone is selected with a blue checkmark. Other zones listed include Coquitlam, Port Coquitlam, Port Moody, Maple Ridge, Pitt Meadows, Fraser Valley, Chilliwack and Abbotsford, North Delta, Langley and Surrey, Richmond and West Delta, Sunshine Coast, Squamish, North and West Vancouver, and Vancouver. The 'All North Coast and Interior' and 'All Vancouver Island' regions are also listed but not expanded. At the bottom right, there are buttons for 'Back', 'Next', and 'Print'.

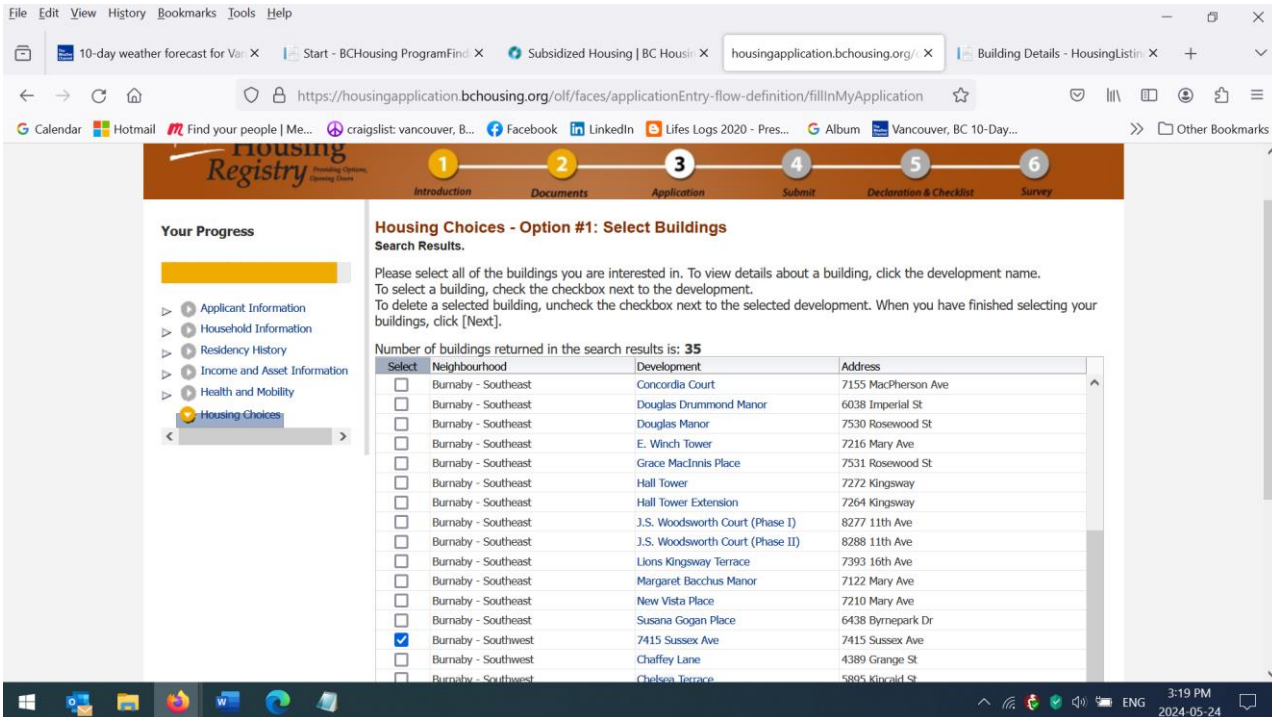
Complete as requested

- Select the most suitable Unit(s) provided



Complete as requested. If you do not find the L'Arche address below, click Back and select another Unit from the list.

- 7415 Sussex Ave = Select



Complete as requested – Option #2

The screenshot shows the Housing Registry application interface. The top navigation bar includes the logo and a progress indicator with six steps: 1. Introduction, 2. Documents, 3. Application, 4. Submit, 5. Declaration & Checklist, and 6. Survey. The 'Application' step is currently active. The main content area is titled 'Housing Choices - Housing Selections' and contains two options for selecting buildings and neighbourhoods. Option #1 is 'Selected Buildings' and Option #2 is 'My Selected Neighbourhoods'. Both options include a table with columns for Neighbourhood, Development Name, and Address. Option #1 has one entry: Burnaby - Southwest, 7415 Sussex Ave. Option #2 is currently empty. The interface also includes a 'Your Progress' sidebar, a 'Tracking ID' section with Save, Preview, Print, and Help buttons, and a footer with contact information and a disclaimer.

Housing Choices - Housing Selections

Option #1: Selected Buildings - To choose specific buildings that you are interested in, you must first select the regions/zones where you want to live. Please click [Add] to find your regions/zones. To delete a building, click on the building name and click [Delete].

Neighbourhood	Development Name	Address
Burnaby - Southwest	7415 Sussex Ave	7415 Sussex Ave

Option #2: My Selected Neighbourhoods - To choose neighbourhoods that you are interested in, you must first select the regions/zones where you want to live. Please click [Add] to find your regions/zones. To delete a neighbourhood, click on the neighbourhood and then click [Delete].

Zone	Neighbourhood
No data to display	

For help with the online application, please contact The Housing Registry at 604-433-2218 or 1-800-257-7756. Privacy Policy | Disclaimer

Complete as requested

- Burnaby and New Westminster = Select

The screenshot shows the Housing Registry application interface at the 'Housing Choices - Option #2: Select Neighbourhoods' step. The progress indicator shows that the 'Application' step is active. The main content area is titled 'Housing Choices - Option #2: Select Neighbourhoods' and includes instructions to select one or more regions or zones. A table lists various regions and zones with checkboxes for selection. The 'Burnaby and New Westminster' zone is selected. The interface also includes a 'Your Progress' sidebar, a 'Tracking ID' section with Save, Preview, Print, and Help buttons, and a footer with contact information and a disclaimer.

Housing Choices - Option #2: Select Neighbourhoods

To choose a neighbourhood, please select one or more regions or zones where you would like to live and then click [Next].

* Select one or more Zones in which you would like to find neighbourhoods

Region	Zone
<input type="checkbox"/> All Lower Mainland	<input checked="" type="checkbox"/> Burnaby and New Westminster
	<input type="checkbox"/> Coquitlam, Port Coquitlam, Port Moody, Maple Ridge, Pitt Meadows
	<input type="checkbox"/> Fraser Valley, Chilliwack and Abbotsford
	<input type="checkbox"/> North Delta, Langley and Surrey
	<input type="checkbox"/> Richmond and West Delta
	<input type="checkbox"/> Sunshine Coast, Squamish, North and West Vancouver
	<input type="checkbox"/> Vancouver
<input type="checkbox"/> All North Coast and Interior	<input type="checkbox"/> North Coast
	<input type="checkbox"/> Northern Interior and Prince George
	<input type="checkbox"/> Southern Interior, Kamloops, Kelowna, Penticton and Vernon
<input type="checkbox"/> All Vancouver Island	<input type="checkbox"/> Vancouver Island North and Nanaimo
	<input type="checkbox"/> Vancouver Island South, Saanich and Victoria

Complete as requested

- Burnaby - Southwest = Select

The screenshot shows a web browser window displaying the Housing Registry application. The page title is "Housing Choice - Option #2: Select Neighbourhoods". The progress bar at the top indicates the current step is 2 (Documents), with steps 1 (Introduction), 3 (Application), 4 (Submit), 5 (Declaration & Checklist), and 6 (Survey) also visible. The "Your Progress" sidebar on the left lists various sections, with "Housing Choices" highlighted. The main content area contains a search results table for selecting neighbourhoods. The table has columns for "Select", "Zone", and "Neighbourhood". The row for "Burnaby and New Westminster" with the "Burnaby - Southwest" neighbourhood is selected, indicated by a checked checkbox. Below the table are "Back" and "Next" buttons. At the bottom of the page, there is a yellow footer with contact information for The Housing Registry and links to "Privacy Policy" and "Disclaimer".

Select	Zone	Neighbourhood
<input type="checkbox"/>	Burnaby and New Westminster	Burnaby - North
<input type="checkbox"/>	Burnaby and New Westminster	Burnaby - Southeast
<input checked="" type="checkbox"/>	Burnaby and New Westminster	Burnaby - Southwest
<input type="checkbox"/>	Burnaby and New Westminster	New Westminster

Click Yes I Agree

The screenshot shows the next step in the Housing Registry application: "Household Choices - Acknowledgement". The progress bar at the top shows step 3 (Application) as the current step. The "Your Progress" sidebar on the left remains the same. The main content area contains text explaining that a maximum of two offers of housing will be made and that the applicant must be willing to live in any of the buildings or neighbourhoods selected. It includes a statement: "I acknowledge that I have read and understood the above, and that I am willing to live in: any specific building that I select, and; any building in the neighbourhoods that I select." Below this text, there is a warning: "If you refuse two offers of housing, your application will be cancelled. For that reason, you must be sure that you are prepared to live in any of the areas that you select." At the bottom of the main content area, there are two buttons: "Yes, I agree" and "No, I do not agree". A red "Exit" button is located at the bottom right of the page. The footer at the bottom of the page contains contact information for The Housing Registry and links to "Privacy Policy" and "Disclaimer".

Complete as requested

- I want to print my declaration form and checklist using my own printer = Select

The screenshot shows a web browser window with the URL <https://housingapplication.bchousing.org/olf/faces/applicationEntry-flow-definition/fillInMyApplication>. The page features a navigation bar with six steps: 1 Introduction, 2 Documents, 3 Application, 4 Submit, 5 Declaration & Checklist, and 6 Survey. The current step, 5, is highlighted. On the left, a 'Your Progress' sidebar lists sections: Applicant Information, Household Information, Residency History, Income and Asset Information, Health and Mobility, and Housing Choices. The main content area asks, 'How would you like to obtain your declaration form and application checklist?' with two radio button options:
 I want to print my declaration form and checklist using my own printer
 I want my declaration form and checklist to be mailed to me
Below the options is a note: 'If you select this option, please ensure that you have a valid mailing address.' At the bottom of the form are buttons for 'Exit', 'Back', and 'Next'. A footer contains contact information for The Housing Registry and links to 'Privacy Policy' and 'Disclaimer'.

Complete as requested

This screenshot shows the same web browser window as the previous one, but at a different stage of step 5. The main content area now asks, 'To save your application now, please enter a password that contains:' followed by a bulleted list of requirements:
• a minimum of 8 characters
• at least one number
• at least one alphabetic character (Note: Passwords are case-sensitive.)
Below this is a warning: 'Choose a password that you will remember. Your password cannot be reset or retrieved for you. If you forget your password, you will need to create a new application.' There are two input fields: '* Password' and '* Re-enter:'. At the bottom of the form are buttons for 'Save Application' and 'Continue without saving'. A note at the very bottom states: 'Note: If your application is not submitted before end of , it will be deleted. You will not be able to retrieve your application after this date.'